

Notes to candidates

Before you start to write your specification, you must select a brief and read the 'Instructions for candidates'. This will give you details of the skills you must demonstrate and the type of evidence you must provide.

You should speak to your teacher or lecturer before you start, if you are unclear about what is required for this assessment.

Use information from the brief and findings from the research to complete the specification below.

Design brief 1 – gaming equipment holder

The company would like a proposal for a product that holds console and computer gaming equipment. Items to be held could include controllers, headsets and games.

The product must be inspired by 'wonders of the world', keep cables tidy and have items easily accessible during game play.

AESTHETICS INSPIRATION

I collected a range of images for inspiration based around 'wonders of the world'. I looked for natural and man-made wonders to help with my creativity.



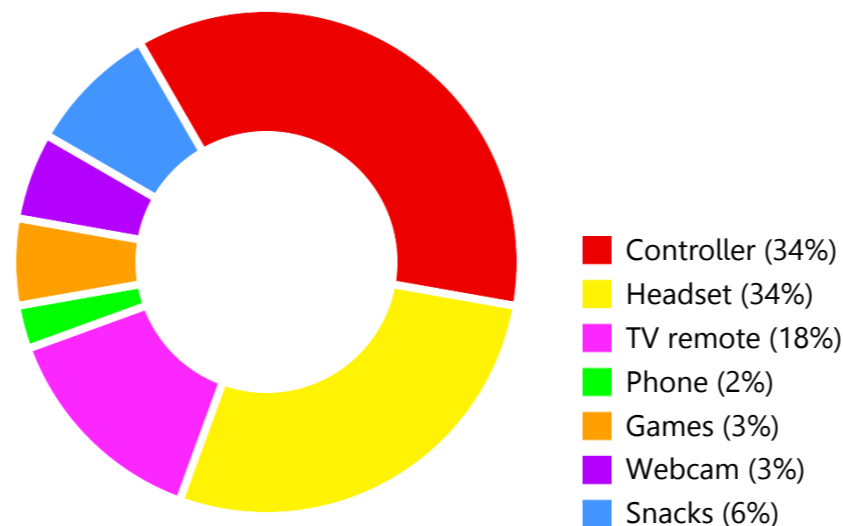
Specification

The product must:

- ◆ allow you to demonstrate appropriate practical skills.

FUNCTION

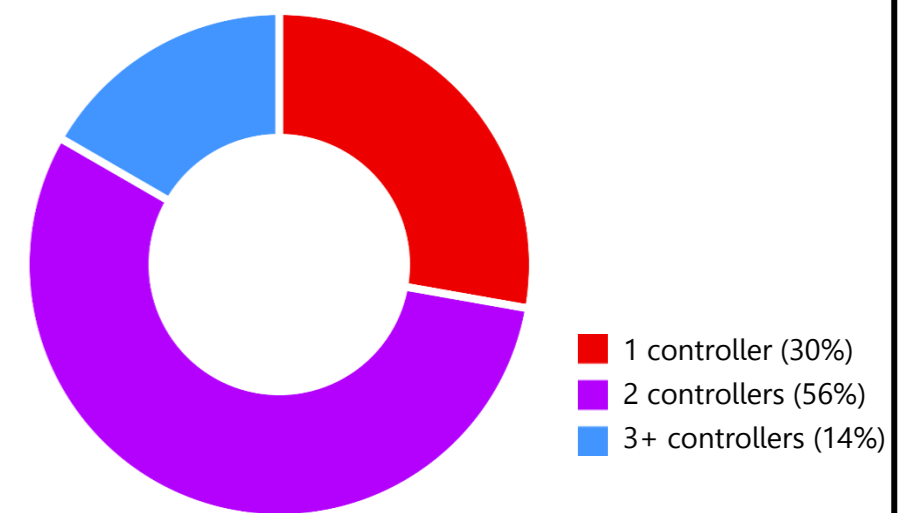
I asked the people in my class what top three things they would like the product to hold.



From my survey, the three most popular choices for the product to hold are a controller(s), a headset and a TV remote.

FUNCTION

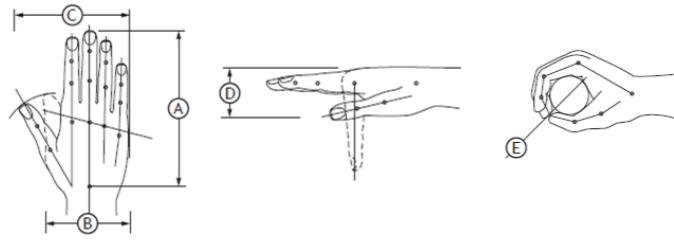
I asked the people in my class how many controllers they would like the product to hold.



The most popular choice was two controllers, as many said they usually play with a friend if they're not playing online.

ERGONOMICS RESEARCH

I looked at the data booklet and selected the most appropriate sizes for the product.

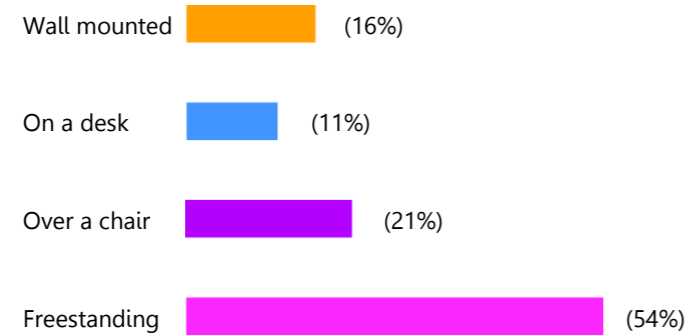


Hand and head	Adult male			Adult female		
	Percentile			Percentile		
	5 th	50 th	95 th	5 th	50 th	95 th
A Hand length	170	190	210	160	175	190
B Hand breadth	80	90	100	70	80	90
C Hand span	97	107	116	83	92	101
D Hand thickness	26	30	34	22	26	30
E Grip diameter INDEX finger	35	47	55	33	38	44

I have highlighted the sizes that I think are going to be relevant for my product. The sizes I need to take into account are the adult male 95th percentile hand length, hand breadth, hand thickness and grip diameter.

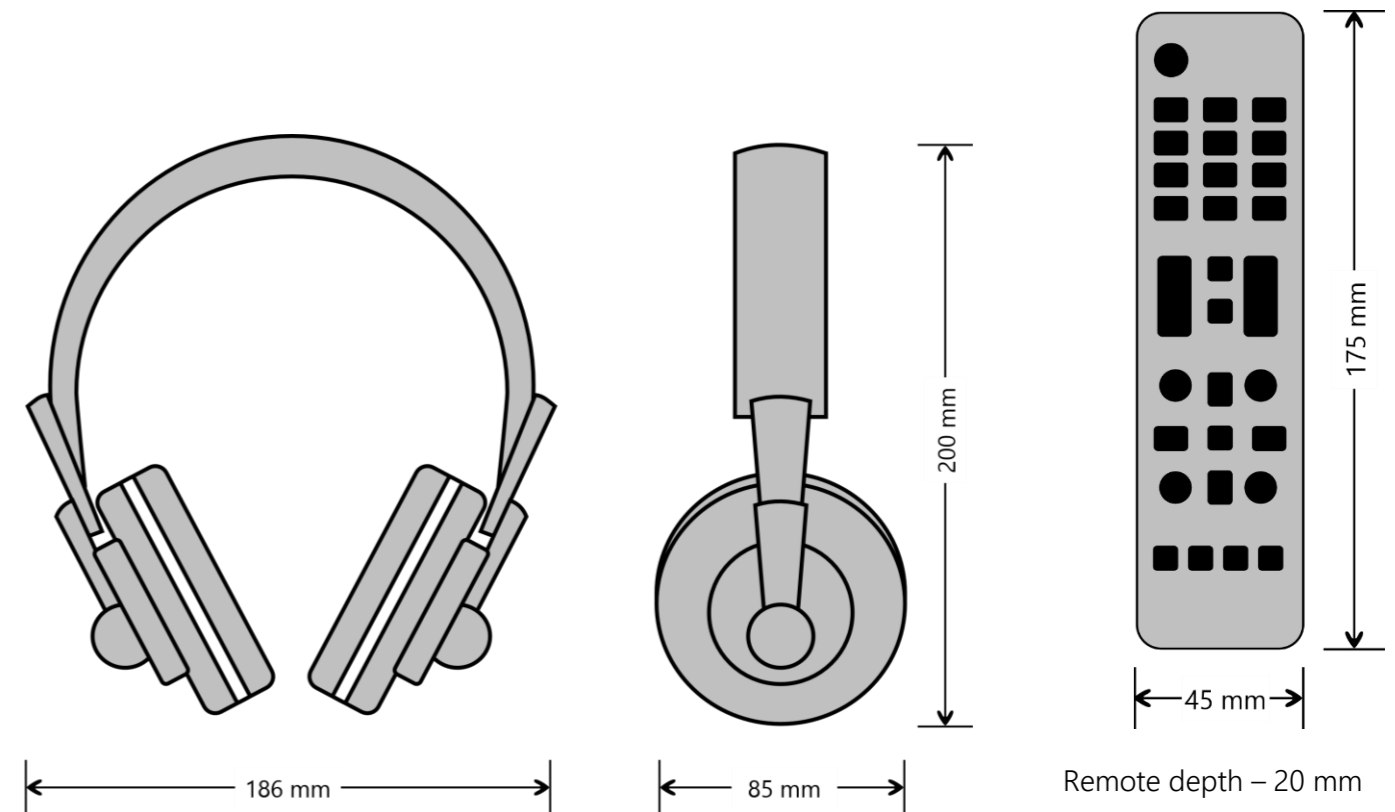
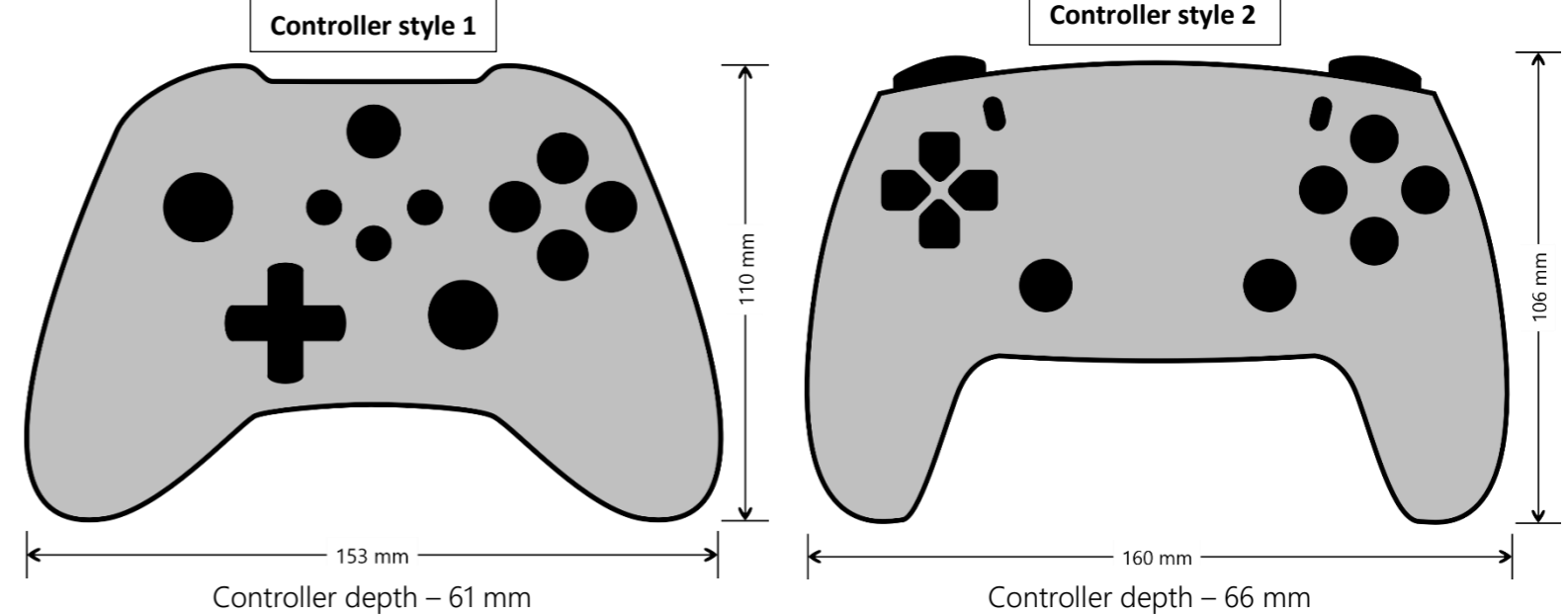
ENVIRONMENT

I asked the people in my class where they would like the product to be located.



From my survey, most would prefer the gaming equipment holder to be freestanding.

DIMENSIONS



Note to candidates: The items shown above are sample sizes of items that could be held in your proposal. You may choose to personalise your design further with dimensions of your own gaming equipment.

Copyright Acknowledgements

The Colosseum - SCStock/Shutterstock.com

Pena Palace - Kiev.Victor/Shutterstock.com

Campo dei Miracoli - ecstk22/Shutterstock

Monarch Butterfly - Media Marketing/Shutterstock.com

Bees - Lehrer/Shutterstock.com

Babil and Babylon - Satar Aljanabi/Shutterstock.com

Underwater world - V_E/Shutterstock.com

Great sphinx and pyramid - givaga/Shutterstock.com