


FOR OFFICIAL USE



--	--	--	--	--	--

National
Qualifications
2026

Mark

--

X813/76/01

**Chemistry
Paper 2**

TUESDAY, 12 MAY
10:10 AM – 12:30 PM



Fill in these boxes and read what is printed below.

Full name of centre

--

Town

--

Forename(s)

--

Surname

--

Number of seat

--

Date of birth

Day

--	--

Month

--	--

Year

--	--

Scottish candidate number

--	--	--	--	--	--	--	--	--	--

Total marks — 95

Attempt ALL questions.

You may use a calculator.

You may refer to the Chemistry Data Booklet for Higher and Advanced Higher.

Write your answers clearly in the spaces provided in this booklet. Additional space for answers and rough work is provided at the end of this booklet. If you use this space you must clearly identify the question number you are attempting. Any rough work must be written in this booklet. Score through your rough work when you have written your final copy.

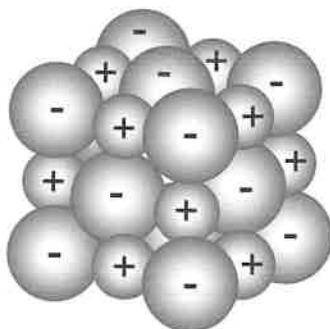
Use **blue** or **black** ink.

Do not remove any exam materials. You must leave this booklet on your desk; if you do not, you could lose all the marks for this paper.



Total marks — 95
 Attempt ALL questions

1. (a) Sodium chloride is an ionic compound and has the structure shown.



- (i) State the term used to describe the structure of sodium chloride. 1
- (ii) An ionic bond is a type of electrostatic attraction.
- (A) Describe what is meant by the term electrostatic attraction. 1
- (B) Explain why sodium and chlorine form an ionic compound using electronegativity values from the data booklet. 1



1. (continued)

- (b) The boiling point of pure water is 100 °C. Dissolving an ionic solute in water raises the boiling point.

The increase in boiling point depends on the total number of solute particles.

The increase in boiling point (ΔT_b), in °C, can be calculated using the formula shown.

$$\Delta T_b = 0.51 \times c \times i$$

c = the concentration of the solution in mol l^{-1}

i = the number of particles in solution when one formula unit of solute dissolves

The values of i for some ionic solutes are shown in the table.

Ionic solute	Value of i
KCl	2
CaBr ₂	3
(NH ₄) ₃ PO ₄	4

- (i) State the value of i for lithium sulfate.

1

- (ii) Calculate the boiling point, in °C, of an aqueous solution of 0.35 mol l^{-1} of ammonium phosphate.

2

[Turn over



2. Water, H₂O, and methane, CH₄, are covalent molecules.

The table shows the van der Waals forces present and boiling points for these molecules.

Molecule	Van der Waals forces present	Boiling point (°C)
CH ₄	London dispersion forces	-162
H ₂ O	London dispersion forces Hydrogen bonds	100

(a) Explain **fully** how London dispersion forces are formed. 2

(b) The boiling points of these two molecules, H₂O and CH₄, can be used to compare the strength of van der Waals forces.
Explain why H₂O and CH₄ are suitable for this comparison. 1

(c) Explain **fully** why water is a polar molecule. 2



3. Trends in melting points, ionisation energy, covalent radius and electronegativity can be related to the position of an element in the periodic table.

Using your knowledge of chemistry, comment on how the position of an element in the periodic table can be used to predict its physical and chemical properties.

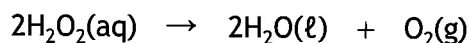
3

[Turn over

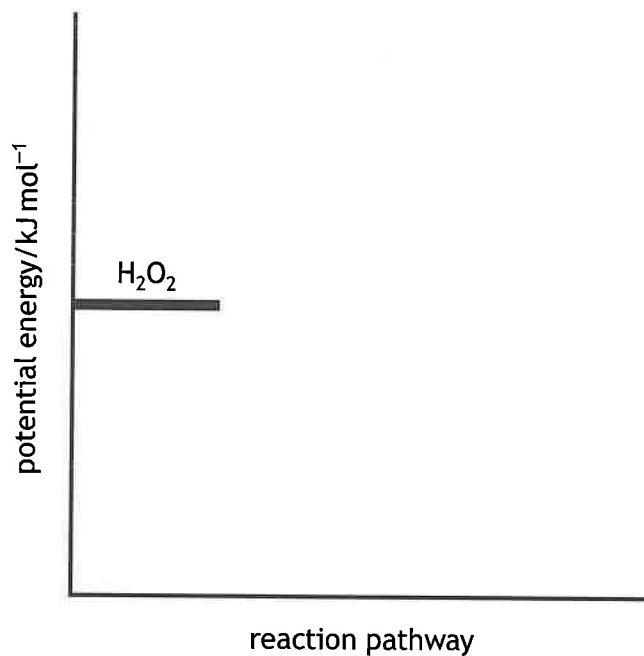


* X 8 1 3 7 6 0 1 0 5 *

4. Hydrogen peroxide, H_2O_2 , decomposes very slowly to produce water and oxygen.



(a) The activation energy, E_a , for this reaction is 75 kJ mol^{-1} and the enthalpy change, ΔH , is -98 kJ mol^{-1} .



- (i) Use the activation energy and enthalpy change given above to complete the potential energy diagram for the reaction. 1
(An additional diagram, if required, can be found on page 32.)
- (ii) Calculate the activation energy, in kJ mol^{-1} , for the reverse reaction. 1



4. (continued)

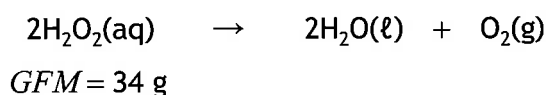
- (b) Manganese dioxide catalyses the decomposition of hydrogen peroxide solution.

When a catalyst is used in a reaction more successful collisions occur and the rate of reaction increases.

Explain **fully** the way in which catalysts increase the number of successful collisions.

2

- (c) The balanced equation for the decomposition of hydrogen peroxide, H_2O_2 , is shown.



Calculate the mass, in g, of hydrogen peroxide required to produce 60 cm^3 of oxygen gas.

2

Take the volume of one mole of oxygen gas to be 24 litres.

[Turn over



4. (continued)

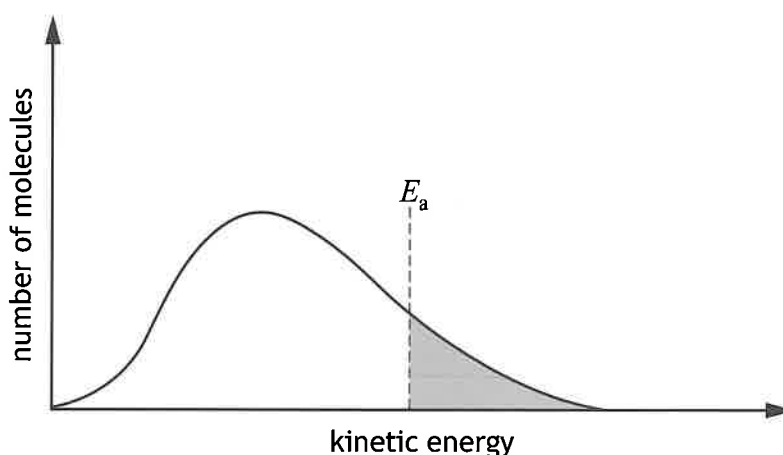
(d) Hydrogen peroxide, H_2O_2 , should be stored in the dark as sunlight can provide sufficient energy to break the weak oxygen to oxygen single bond in the molecule creating free radicals.

(i) State the meaning of the term free radicals. 1

(ii) Identify the free radical formed from hydrogen peroxide. 1

(e) Increasing the temperature will increase the rate of a reaction.

The diagram shows the distribution of kinetic energies of molecules in a sample of a gas.



(i) Suggest what is represented by the shaded area in the diagram. 1

(ii) Add a second curve to the diagram to show the distribution of kinetic energies at a higher temperature. 1

(An additional diagram, if required, can be found on page 32.)

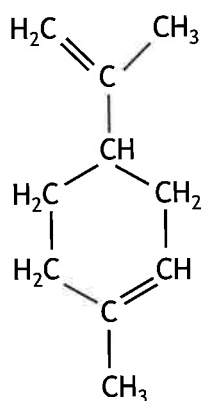


5. The peel of citrus fruits contains essential oils.

(a) Essential oils in citrus fruits have aromas.
State another property of an essential oil.

1

(b) Limonene is an essential oil found in citrus peel.
A structure for limonene is shown.



(i) When limonene is heated, it can undergo decomposition to form isoprene units.

Draw a structural formula for isoprene.

1

(ii) State the number of isoprene units that would be produced when one molecule of limonene decomposes.

1

[Turn over



* X 8 1 3 7 6 0 1 0 9 *

5. (continued)

(c) Citrus peel has been investigated as a possible source of biofuel for cars.

- (i) The first step in producing the fuel is to extract essential oils, including limonene, from citrus peel.

One method uses hexane to dissolve the essential oils.

Explain why hexane is a suitable solvent for essential oils.

1

- (ii) An experiment was carried out to determine the enthalpy of combustion for limonene.

3.5 g of limonene ($GFM = 136$ g) was burned and the temperature rise in 500 cm^3 of water was $56 \text{ }^\circ\text{C}$.

Calculate the enthalpy of combustion, in kJ mol^{-1} , of limonene using these experimental results.

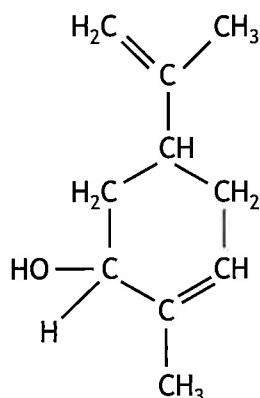
3



* X 8 1 3 7 6 0 1 1 0 *

5. (continued)

- (d) Limonene can undergo oxidation to produce carveol.
A structure for carveol is shown.



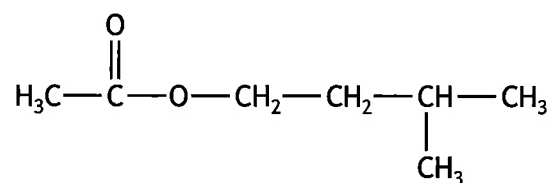
- (i) Explain why carveol can be classified as a secondary alcohol. 1
- (ii) Carveol can be further oxidised to produce a ketone.
Draw a structural formula for the ketone produced when carveol is oxidised. 1

[Turn over



6. Bananas contain a range of compounds.

(a) An ester responsible for the flavour of bananas is shown.



(i) Name the alcohol used to make this ester.

1

(ii) This alcohol was passed over heated black copper(II) oxide.
Suggest what would be seen at the end of the reaction.

1



6. (continued)

- (b) Bananas produce the gas ethene, C_2H_4 , ($GFM = 28$ g) which causes them to ripen.

To speed up the ripening of bananas, they are stored in a gas mixture containing 4% ethene and 96% nitrogen.

A gas mixture has a volume of 27 000 litres.

Calculate the mass of ethene required, in g, for this gas mixture.

2

Take the volume of one mole of ethene gas to be 23 litres.

- (c) When bananas are cut, the colour changes from yellow to brown.

Enzymes cause the breakdown of chemicals in the banana, resulting in this colour change.

- (i) Name the class of compounds to which enzymes belong.

1

- (ii) To stop cut bananas turning brown, they can be treated with lemon juice, denaturing the enzymes.

Explain **fully** what is meant by denaturing.

2

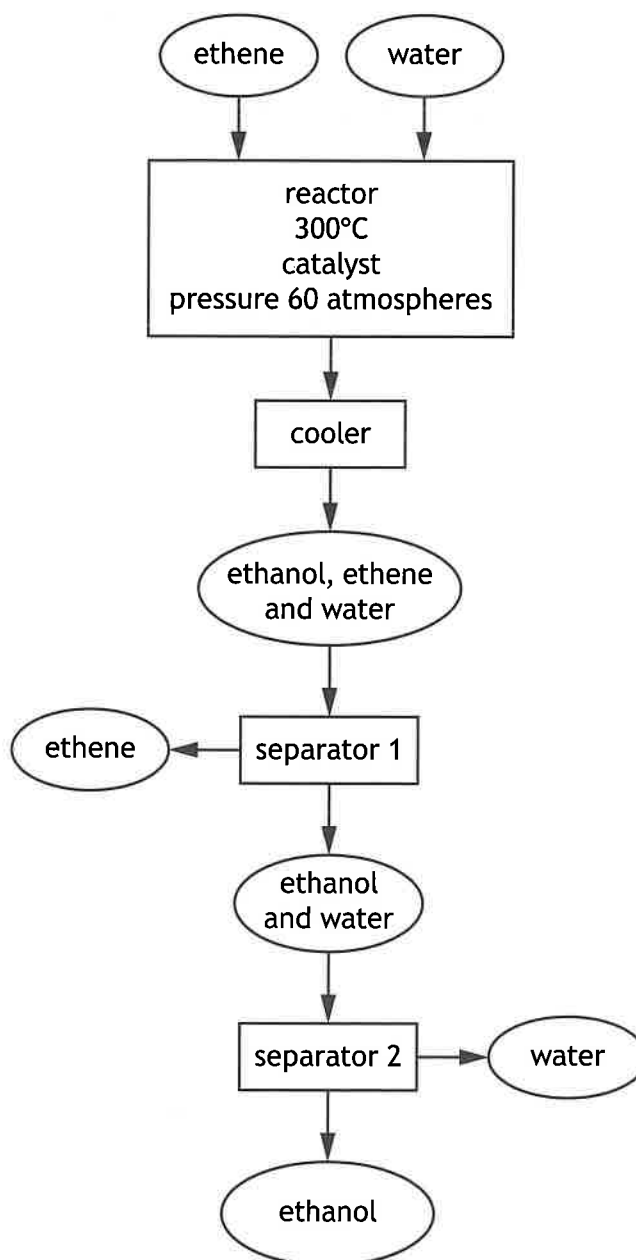
[Turn over



* X 8 1 3 7 6 0 1 1 3 *

7. Ethanol is an important industrial chemical.

(a) The flow diagram of an industrial process to produce ethanol is shown.



(i) On the flow diagram, draw an arrow to suggest one way to maximise profit in this industrial process. 1

(ii) Name the process used in separator 2 to separate ethanol from water. 1

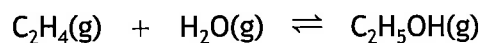


7. (a) (continued)

MARKS

DO NOT
WRITE IN
THIS
MARGIN

(iii) In the reactor ethene reacts with water to form ethanol.



(A) The reaction taking place is called hydration.

State another name for this type of reaction.

1

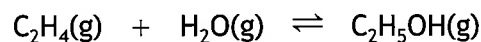
(B) Increasing the pressure in the reactor improves the yield of ethanol.

Explain **fully** why increasing pressure would shift the equilibrium to the right producing more ethanol.

2

(C) Using mean bond enthalpies from the data booklet, calculate the enthalpy change, in kJ mol^{-1} , for this reaction.

2



(D) The atom economy for this reaction is 100%.

Explain what this means.

1

[Turn over

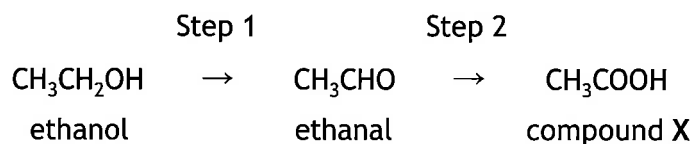


* X 8 1 3 7 6 0 1 1 5 *

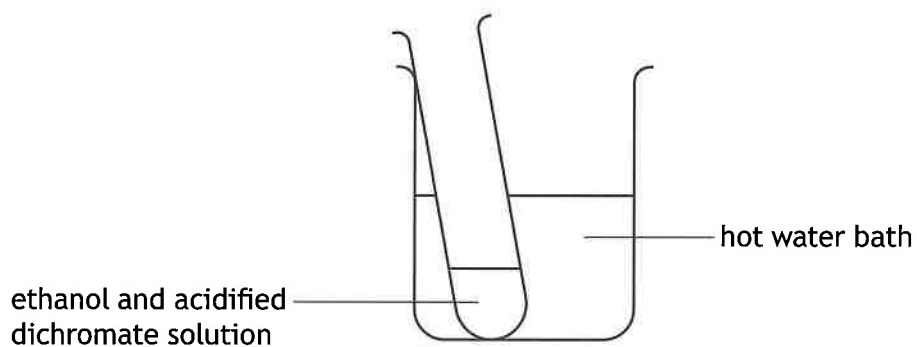
7. (continued)

MARKS
DO NOT
WRITE IN
THIS
MARGIN

(b) Ethanol can be oxidised to compound X.



- (i) State why steps 1 and 2 can be described as oxidation. 1
- (ii) Name compound X. 1
- (iii) In the laboratory, acidified dichromate solution can be used to convert ethanol to compound X.




- (A) Suggest why a water bath is a suitable method of heating the reaction mixture. 1
- (B) Describe the colour change that would be observed. 1



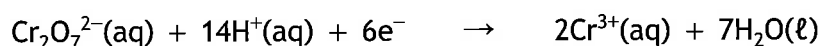
7. (b) (iii) (continued)

(C) Complete the ion electron equation for the reaction.

1



(D) The other reaction taking place is shown.



Explain why the dichromate solution needs to be acidified.

1

(E) State the classification of alcohols that do not react with acidified dichromate solution.

1

(iv) Name another oxidising agent that could be used to convert ethanal to compound X in step 2.

1

Turn over



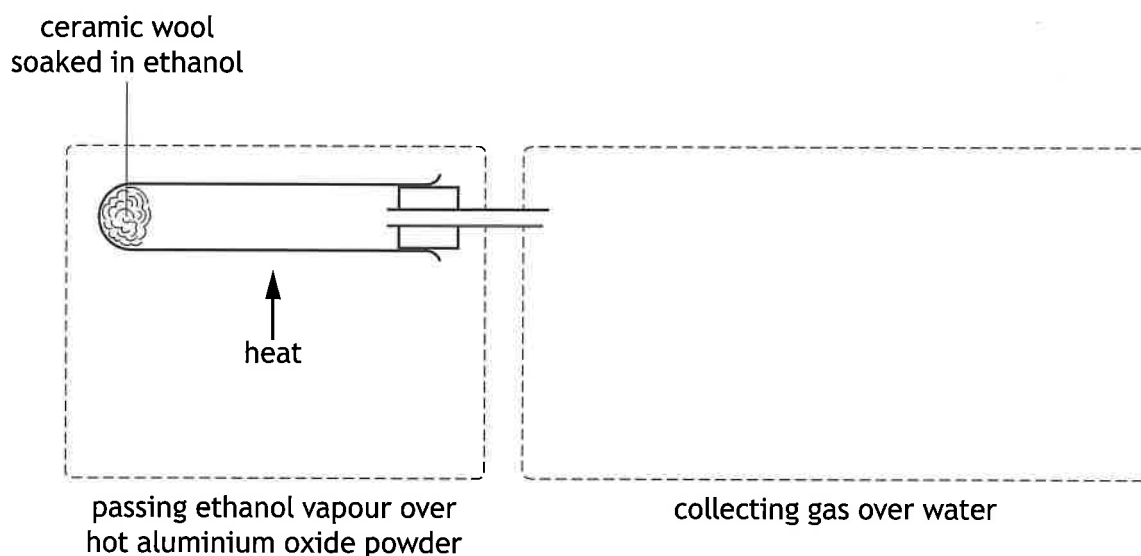
* X 8 1 3 7 6 0 1 1 7 *

7. (continued)

(c) Ethanol can be converted to ethene in the laboratory using a catalyst.

In this experiment, aluminium oxide powder is heated. This heat also causes the ethanol to turn to vapour.

The ethanol vapour passes over the hot aluminium oxide powder and forms ethene. The ethene gas is collected over water.



(i) Complete both parts of the diagram to show how ethanol vapour is passed over hot aluminium oxide powder and how the ethene gas is collected over water.

Your answer should include labels.

(An additional diagram, if required, can be found on page 33.)

2

(ii) When bromine solution is added to the collected gas it rapidly decolourises.

State the term given to a chemical that rapidly decolourises bromine solution.

1



* X 8 1 3 7 6 0 1 1 8 *

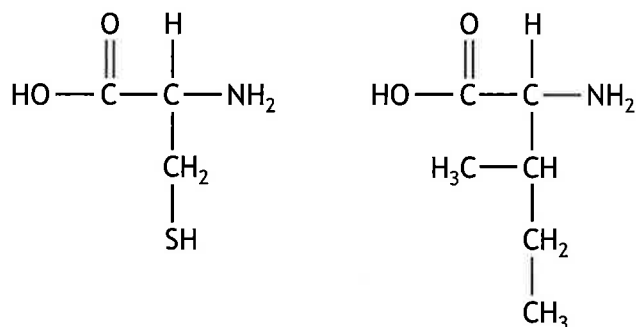
8. Snake venom contains proteins.

(a) Proteins are formed by joining together amino acids.

(i) Name the type of reaction that takes place when amino acids are joined. 1

(ii) Two amino acids can join to form a dipeptide.

Two of the amino acids found in snake venom are shown.



Draw a structural formula to show a dipeptide formed when these two amino acids join. 1

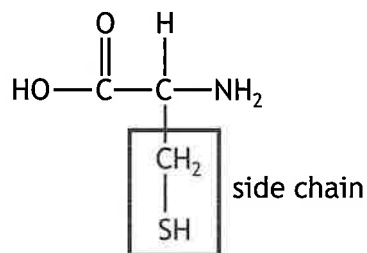
[Turn over



8. (continued)

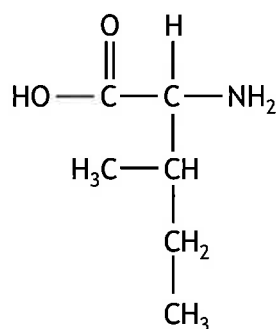
MARKS DO NOT WRITE IN THIS MARGIN

(b) Amino acids can be classified according to their side chains.



(i) Four types of side chain are **acidic**, **basic**, **hydrophobic** and **polar**.

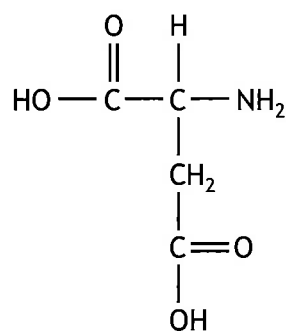
(A) The structure of the amino acid isoleucine is shown.



Identify the class of amino acid to which isoleucine belongs.

1

(B) The structure of the amino acid aspartic acid is shown.



Suggest why aspartic acid can be classified as acidic.

1

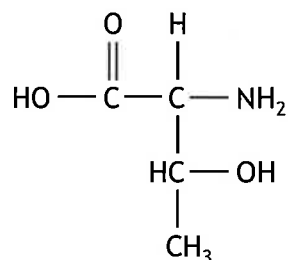


8. (b) (continued)

MARKS DO NOT WRITE IN THIS MARGIN

- (ii) When amino acids form proteins, the proteins are stabilised by intermolecular forces that form between the side chains.

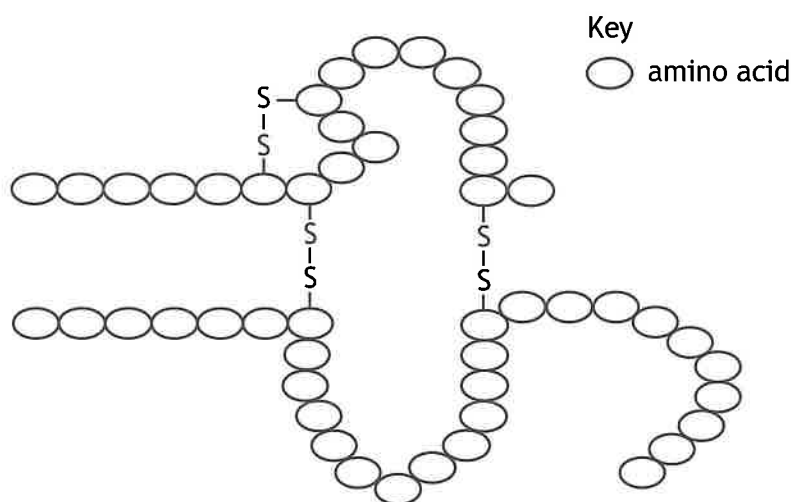
The structure of the amino acid threonine is shown.



Identify the strongest intermolecular force that would form between molecules of threonine.

1

- (c) Proteins that contain the amino acid cysteine can form disulfide bonds (—S—S—) between cysteine side chains. This makes the protein resistant to being broken down when heated.



Suggest why proteins forming disulfide bonds are resistant to heat.

1

[Turn over



9. Liquids and powders that remove dirt and stains from clothes contain a variety of chemicals.

The chemicals in the liquids and powders include soaps, detergents, bleaching agents and enzymes.

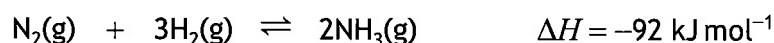
Using your knowledge of chemistry, explain the action of the chemicals used to remove dirt and stains from clothes.

3



10. Ammonia, NH₃, can be made using the Haber process.

- (a) In the Haber process, nitrogen and hydrogen react together in the presence of an iron catalyst.



- (i) Complete the table to show the change in conditions required to increase the yield of ammonia.

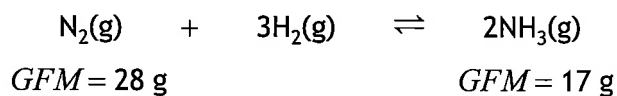
1

Condition	Increase/Decrease
Pressure	increase
Temperature	
Concentration of ammonia in the reaction mixture	

- (ii) State the effect of the catalyst on the equilibrium position of this reaction.

1

- (iii) Under certain conditions, 500 kg of nitrogen reacts with excess hydrogen to produce 405 kg of ammonia.



Calculate the percentage yield of ammonia under these conditions.

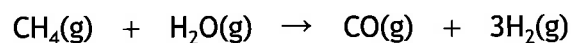
2

[Turn over



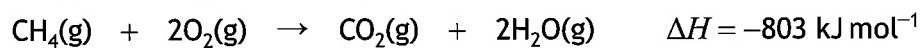
10. (continued)

- (b) The hydrogen needed for ammonia production by the Haber process can be made by reacting methane with steam.



Calculate the enthalpy change, in kJ mol^{-1} , for this reaction using the following information.

2

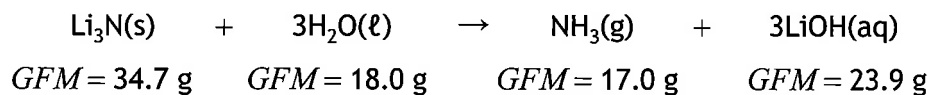


10. (continued)

- (c) A new method for producing ammonia has recently been developed.

Lithium oxide is reduced to lithium using a laser. Lithium then reacts with nitrogen in the air to form lithium nitride.

- (i) Lithium nitride, Li_3N , then reacts with water.



Calculate the atom economy for the production of ammonia.

2

- (ii) Using this method, 0.0013 g of ammonia ($GFM = 17.0 \text{ g}$) was produced in 78 seconds.

Calculate the time, in hours, required to produce 1 mole of ammonia.

2

[Turn over



* X 8 1 3 7 6 0 1 2 5 *

11. The concentration of a sodium hydroxide solution can be determined by titration with oxalic acid.

(a) A student made an oxalic acid solution of accurately known concentration.

(i) State the term used to describe a solution of accurately known concentration.

1

(ii) Calculate the mass, in g, of oxalic acid ($GFM = 90$ g) needed to make 250 cm^3 of 0.050 mol l^{-1} oxalic acid solution.

1

(iii) A section of the student's notebook is shown with the experimental procedure they used to make the solution.

1. The sample of oxalic acid was dissolved in 25 cm^3 of deionised water in the beaker.

2. The solution was poured into the 250 cm^3 volumetric flask using a funnel.

3. The solution was made up to the graduated mark with tap water so that the top of the meniscus meets the line.

4. The flask was stoppered and then inverted several times to mix the solution.

The solution prepared by the student did not have an accurately known concentration.

Suggest two improvements the student could make to the procedure.

2



11. (continued)

(b) The student titrated the sodium hydroxide solution with a new oxalic acid solution using an indicator.

(i) State why it was necessary to add an indicator to this titration.

1

(ii) The burette was clamped vertically, rinsed with the new oxalic acid solution and filled up to above 0.0 cm³ of the scale.

Suggest one other step required before the burette is ready to begin the titration.

1

[Turn over



* X 8 1 3 7 6 0 1 2 7 *

11. (b) (continued)

- (iii) Three 25.0 cm³ samples of sodium hydroxide, NaOH, were titrated with a solution of 0.0517 mol l⁻¹ oxalic acid, (COOH)₂.

The results are shown in the table.

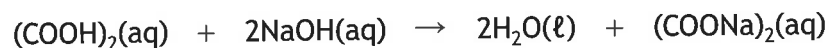
Sample	Volume of oxalic acid used (cm ³)
1	27.4
2	27.0
3	26.9

- (A) State why the volume of oxalic acid used in the calculation was taken to be 26.95 cm³, although this is not the average of the three titre volumes in the table.

1

- (B) Calculate the concentration, in mol l⁻¹, of the sodium hydroxide solution.

3



- (C) The sodium salt of oxalic acid produced in the reaction has the formula (COONa)₂.

Draw a structural formula for the sodium salt of oxalic acid.

1

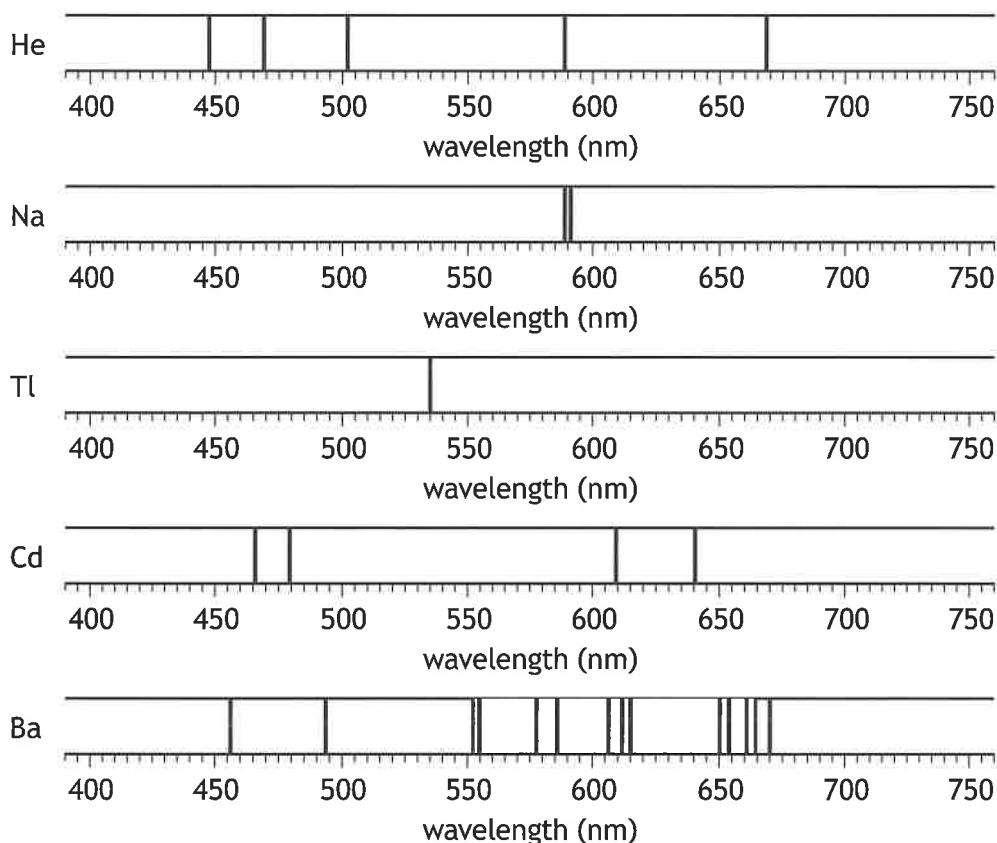


12. Flame emission spectroscopy is a method of chemical analysis used to identify the elements present in a sample and determine their concentrations.

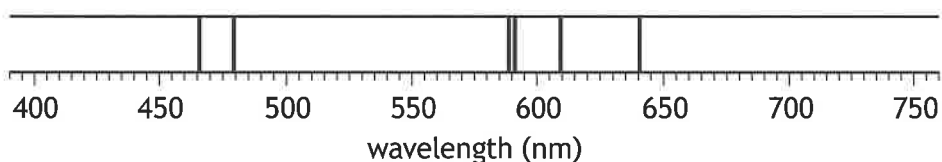
The sample is vaporised in a flame. Heat energy from the flame excites electrons in atoms to higher energy levels. When the excited electrons fall back to lower energy levels, light is emitted which is detected by the spectrometer.

Each element emits light as a pattern of characteristic wavelengths called an emission spectrum.

(a) The emission spectra for some elements are shown.



(i) A sample of water was analysed and the following emission spectrum was observed.



Name the elements present in this water sample.

1

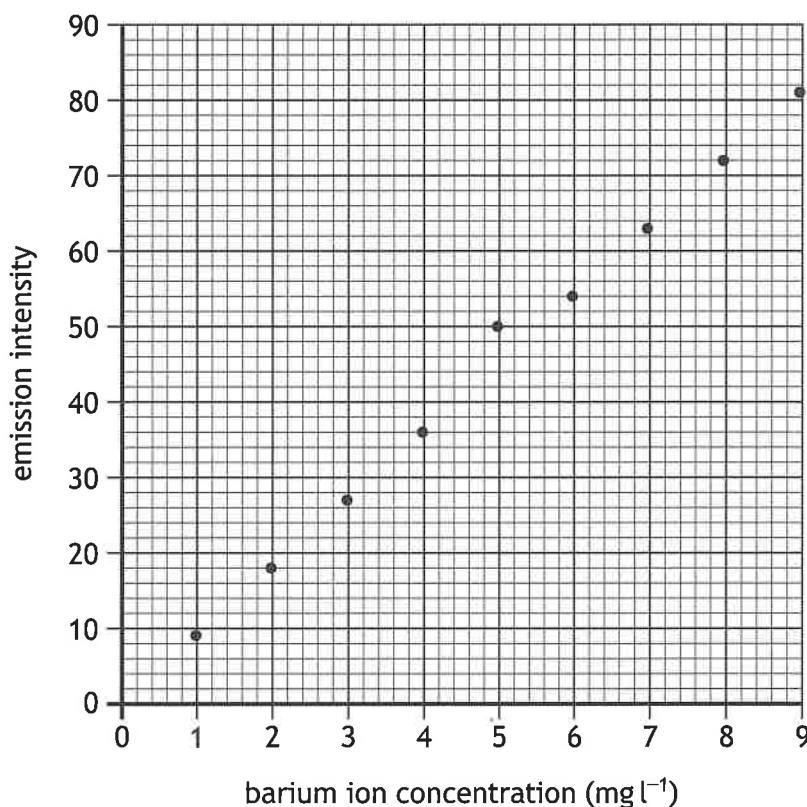


12. (a) (continued)

- (ii) Thallium, Tl, shows only one line in this emission spectrum at 535 nm.
Use the colour wheel on *page 19* of the data booklet to suggest what colour flame thallium would produce.

- (b) The concentration of barium ions in a water sample can be determined using flame emission spectroscopy.

- (i) The emission intensity was measured for a range of solutions with known concentrations of barium ions and a graph was produced.



Using the same procedure, the emission intensity of a sample was measured as 40.

Determine the concentration of barium ions, in mg l⁻¹, in the sample.



12. (b) (continued)

(ii) State the term used to describe water containing high levels of dissolved metal ions.

1

(c) The temperature of the flame is important. If it is too high, the element will ionise.

(i) Write the equation for the first ionisation energy of helium.

1

(ii) There is no third ionisation energy value listed for helium in the data booklet.

Explain why this is the case.

1

[END OF QUESTION PAPER]

